

## Stop Drop & Go Alamo ES (2015-2016) Instructions to Parents

Thanks to all parents for volunteering and using the Alamo ES Stop Drop & Go Morning Drop-Off Program  
Here are a few reminders for making this process safe & convenient for everyone.

### VOLUNTEER INSTRUCTIONS

- Your class is requested to staff SD&G for two weeks during the school year.
- 3-4 volunteers are required each morning from 8:25-8:45 a.m.. There should be 2 people on each side of the school.
- For 22<sup>nd</sup> Ave., safety cones are stored inside the yard by the gate. Vests are located outside cafeteria doors by exit.
- For 23<sup>rd</sup> Ave., yellow plastic people and vests are located in main entrance on 23<sup>rd</sup> Ave. Additional red cones are on a cart by the cafeteria entrance on 23<sup>rd</sup> Ave.
- Please place cones to form a barrier between drop-off & traffic.
- Please open the door and help students with backpacks, etc. out of cars. Try to confirm how many students will be getting out, as many cars have preschoolers and middle schoolers in the car.
- Help guide and monitor the students to the entrance that leads directly to the school yard.
- We are allowed to encourage drivers & pedestrians to follow our instructions, but are not authorized to insist.

### DRIVER INSTRUCTIONS

#### **DO:**

- Pull up to the front and please wait your turn.
- Unload at the white loading zone only
- Have backpack, lunch, and coat in hand. Please save time by keeping backpacks in the car, and not in the trunk.
- Be patient and allow an adult to open the door.

#### **DO NOT:**

- Pass cars or jump the line.
- Make a U-turn.** Please enter on the street going in your direction.
- Double park or block/use our neighbors' driveways.**
- If you need to walk your child into the yard, please remember: **NO DOUBLE PARKING ANYWHERE** around the school! Park in a **LEGAL** spot: Meters on Clement Street are free until 9 a.m. Please take note of the street cleaning signs as well.
- NO JAY WALKING!!** Please use the crosswalks.



Sign up at <http://www.signupgenius.com/go/10c0e44a9ab2ea2fd0-alamo> or <http://www.signupgenius.com> and search for sign ups made by [amoretteko@gmail.com](mailto:amoretteko@gmail.com) or contact your room parent

**Thank you for making this parent program run smoothly!**  
**If you have questions, or would like to volunteer on a weekly basis, please email Amorette Ko-Wong at [amoretteko@gmail.com](mailto:amoretteko@gmail.com).**

C  
L  
E  
M  
E  
N  
T  
S  
T  
.

# Alamo ES Stop, Drop, & Go

C  
A  
L  
I  
F  
O  
R  
N  
I  
A  
S  
T  
.



## Cone Zone


### Remember:

- Enter **Cone Zone** at 22<sup>nd</sup> Ave. from California St.
- **OR** Enter **Cone Zone** on 23<sup>rd</sup> Ave. from Clement St.

### Also:

- Your kid(s) must be ready to exit the vehicle quickly. Otherwise, the whole process can slow down movement.
- Let the volunteer opening the door know how many kids will be coming out so they will hesitate before closing the door.

## Cone Zone



### LEGEND:



Drop-Off Only



No Drop Off